

## Assessment on UPE/UBE

Central Asia Sub-Regional  
 EFA Mid-Decade Assessment Capacity Building Workshop  
 05 – 09 February 2007  
 Almaty, KAZAKHSTAN

# Proposed core EFA MDA Indicators for UPE

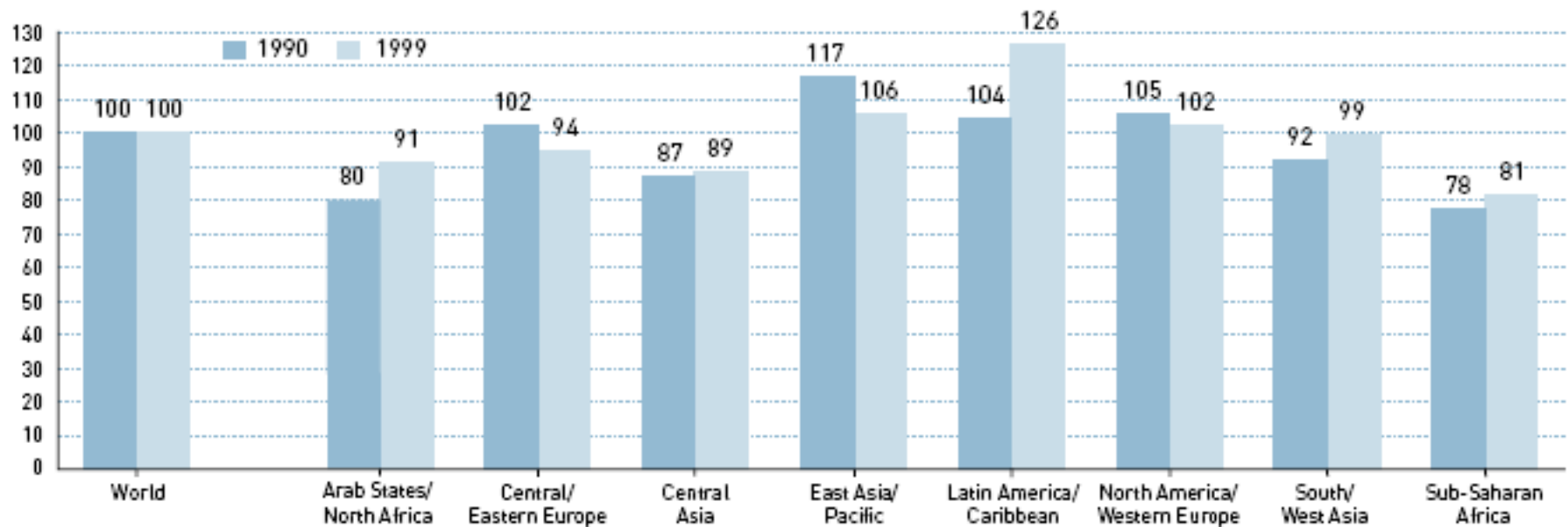
- Gross Intake Rate (GIR) in Primary Education
- Net Intake Rate (NIR) in Primary Education
- Gross Enrollment Rate (GER) in Primary Education and Secondary Education
- Net Enrollment Rate (NER) in Primary Education and Secondary Education
- Repetition Rates (RR) by Grade in Primary Education
- Survival Rate to Grade 5
- Transition rate (TR) to Secondary Education
- Percentage of Trained Teachers at Primary Education
- Pupil-Teacher Ratio at Primary Education
- Public Expenditure on Primary Education as a Per cent of Total Public Expenditure on Education

# Additional proposed EFA MDA Indicators

- Age-Specific Enrolment Ratio (ASER)
- Promotion Rate
- Dropout Rate
- Survival Rate by Grade
- Percentage of Repeaters
- Per Cent of Schools Offering Complete Primary Education
- Per Cent of Schools Offering Mother-Tongue Instruction
- Percentage Distribution of Primary Students by the Travel Duration from their Home to School
- Existence of a School/ Community Mapping or Child-Seeking Strategy

# Example illustrations from GMR

Figure 2.3. Gross enrolment ratios by region (1990-1999)

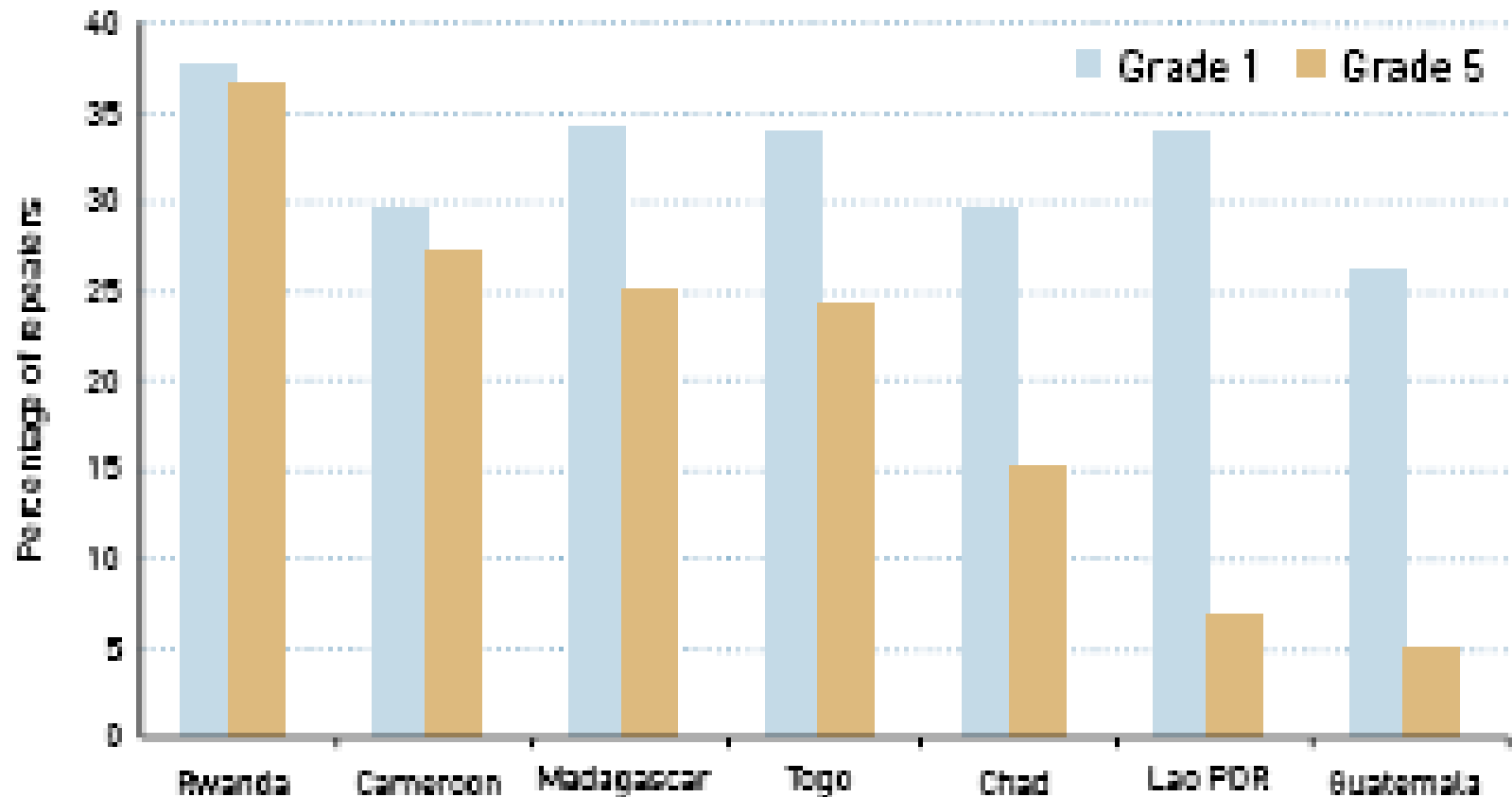


Source: Annex, Table 6.

# Example illustrations from GMR

Figure 2.28.

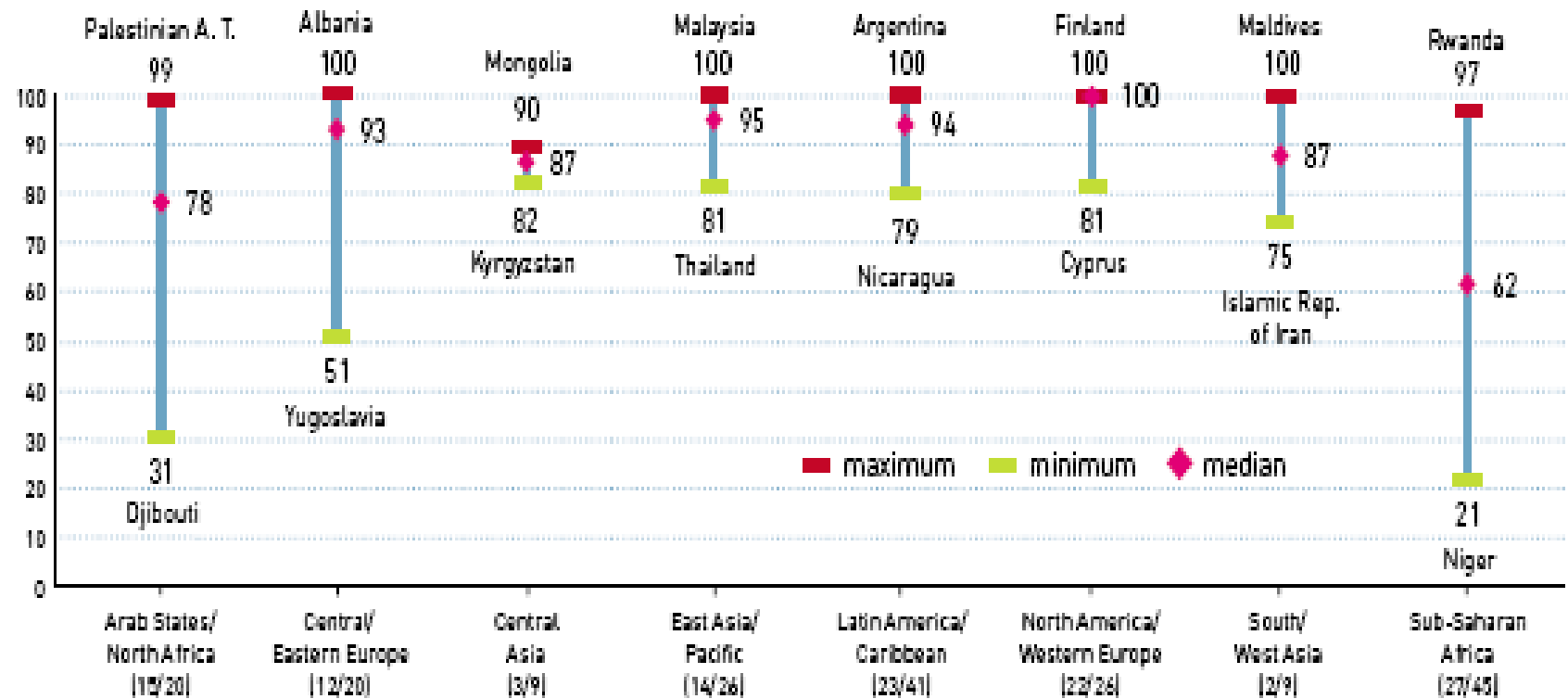
Repetition rates, Grades 1 and 5, in selected countries (1999/2000)



Source: Annex, Table 9.

# Example illustrations from GMR

Figure 2.6. Variation in net enrolment ratios by region (1999)



Source: Annex, Table 6.